

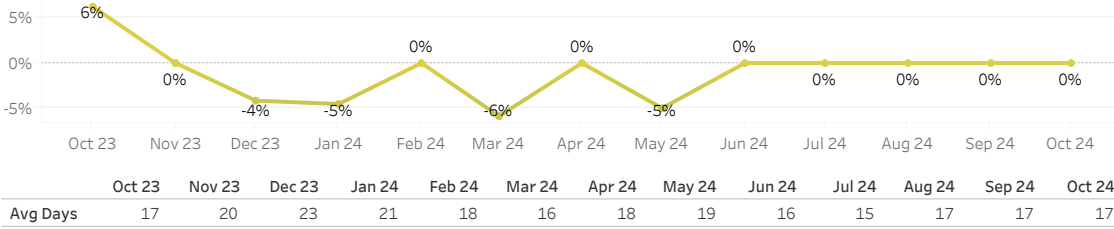
Marine Repair Event Cycle Time (RECT)



Average number of days between when the repair order is opened until it is cashiered.

October 2024 percentage change compared to October 2023

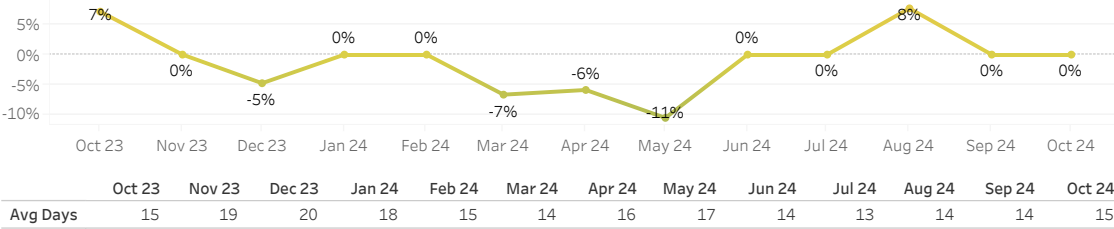
Total RECT



➔ 0%

Avg Days	Oct 23	Nov 23	Dec 23	Jan 24	Feb 24	Mar 24	Apr 24	May 24	Jun 24	Jul 24	Aug 24	Sep 24	Oct 24
Avg Days	17	20	23	21	18	16	18	19	16	15	17	17	17

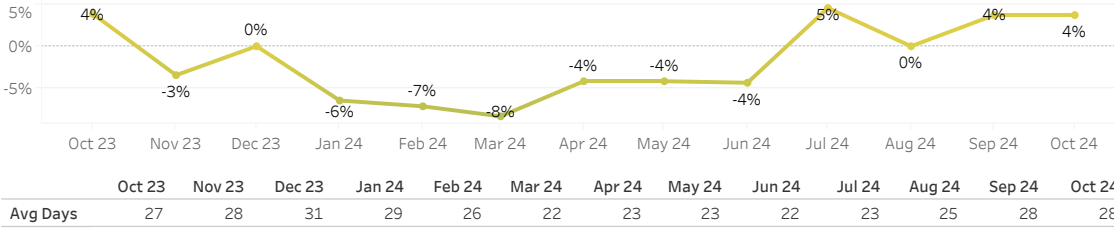
Customer Pay



➔ 0%

Avg Days	Oct 23	Nov 23	Dec 23	Jan 24	Feb 24	Mar 24	Apr 24	May 24	Jun 24	Jul 24	Aug 24	Sep 24	Oct 24
Avg Days	15	19	20	18	15	14	16	17	14	13	14	14	15

Warranty



⬆ 4%

Avg Days	Oct 23	Nov 23	Dec 23	Jan 24	Feb 24	Mar 24	Apr 24	May 24	Jun 24	Jul 24	Aug 24	Sep 24	Oct 24
Avg Days	27	28	31	29	26	22	23	23	22	23	25	28	28