

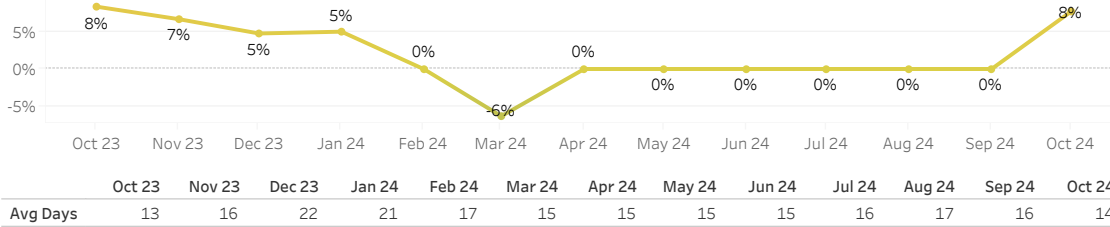
RV Dealer Repair Event Cycle Time (RECT)



Average number of days between when the repair order is opened until it is cashiered.

October 2024 percentage change compared to October 2023

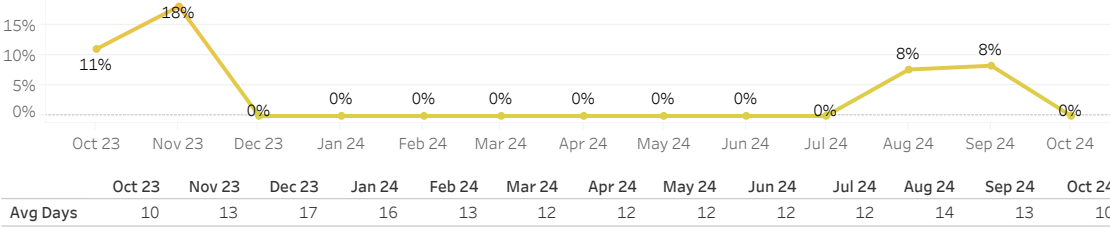
Total RECT



↑ 8%

Avg Days	Oct 23	Nov 23	Dec 23	Jan 24	Feb 24	Mar 24	Apr 24	May 24	Jun 24	Jul 24	Aug 24	Sep 24	Oct 24
Avg Days	13	16	22	21	17	15	15	15	15	16	17	16	14

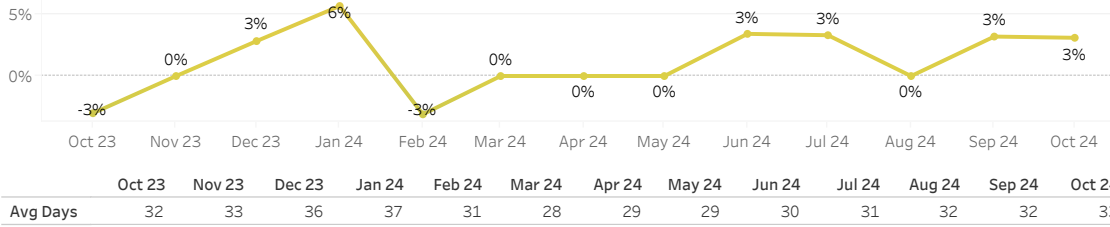
Customer Pay



→ 0%

Avg Days	Oct 23	Nov 23	Dec 23	Jan 24	Feb 24	Mar 24	Apr 24	May 24	Jun 24	Jul 24	Aug 24	Sep 24	Oct 24
Avg Days	10	13	17	16	13	12	12	12	12	12	14	13	10

Warranty



↑ 3%

Avg Days	Oct 23	Nov 23	Dec 23	Jan 24	Feb 24	Mar 24	Apr 24	May 24	Jun 24	Jul 24	Aug 24	Sep 24	Oct 24
Avg Days	32	33	36	37	31	28	29	29	30	31	32	32	33