

1983 Motorcycle Dealers, Same Store Sales - April 2026 vs. April 2025

V-Twin

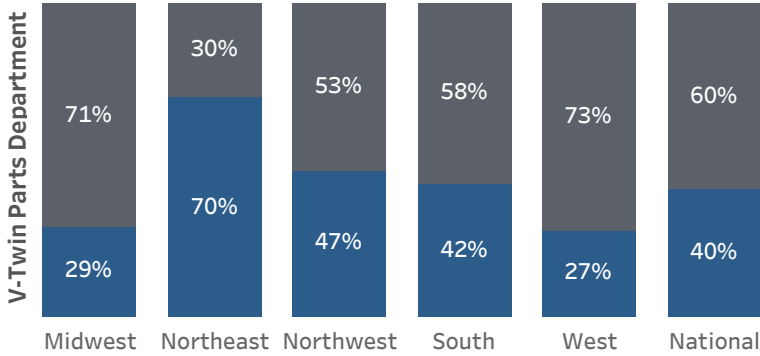
National

Parts	Service	Sales	Combined
-7.1%	-2.6%	3.3%	1.4%

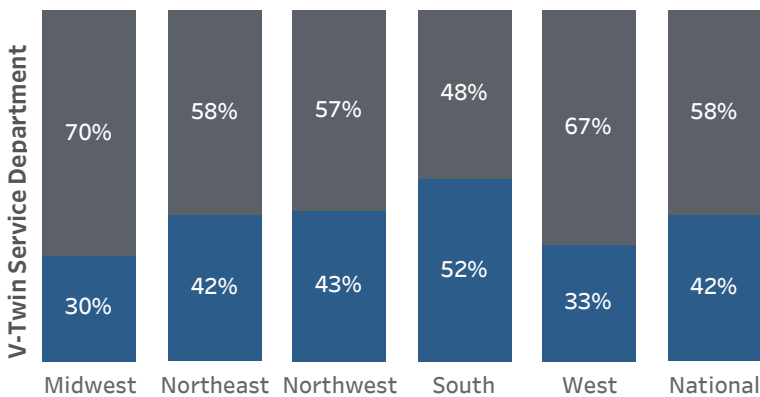
	Parts	Service	Sales	Combined
Midwest	-10.5%	-17.4%	7.0%	1.1%
Northeast	14.0%	2.8%	43.7%	34.6%
Northwest	-6.3%	-4.8%	7.8%	4.8%
South	-7.7%	3.2%	3.3%	2.2%
West	-10.0%	-4.6%	-12.8%	-11.4%

56 Parts Dealers Down ▼ 38 Parts Dealers Up ▲

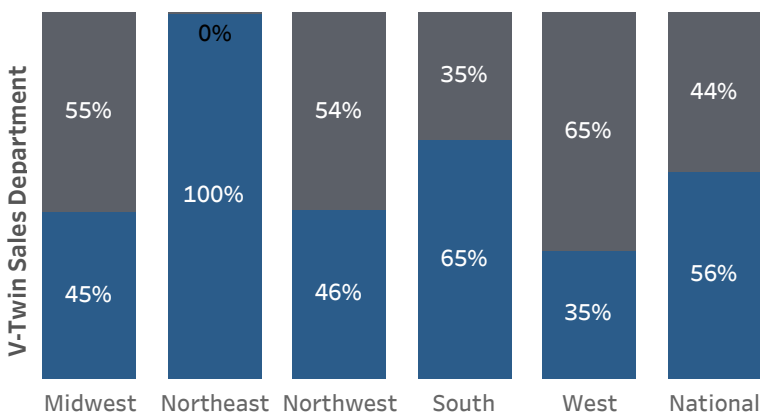
V-Twin



46 Service Dealers Down ▼ 33 Service Dealers Up ▲



35 Sales Dealers Down ▼ 45 Sales Dealers Up ▲



Metric

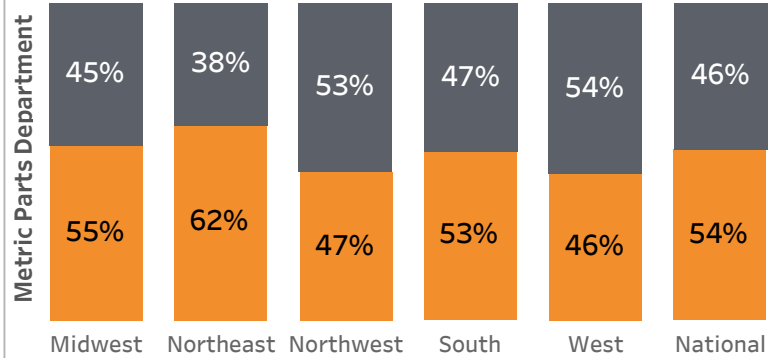
National

Parts	Service	Sales	Combined
3.0%	5.8%	7.1%	6.7%

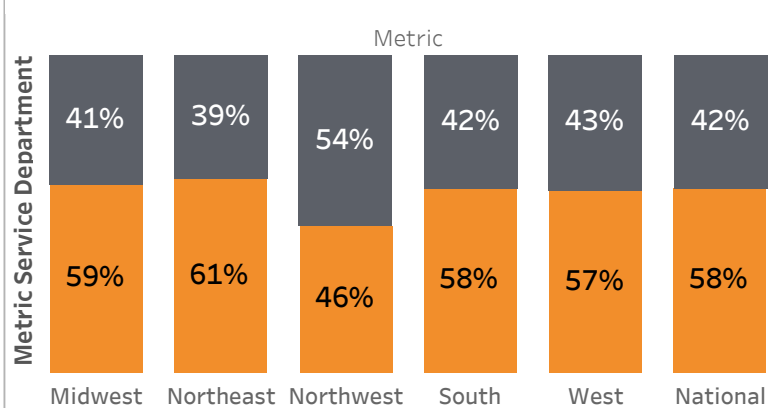
	Parts	Service	Sales	Combined
Midwest	4.6%	8.0%	11.0%	10.3%
Northeast	6.5%	9.9%	10.1%	9.8%
Northwest	0.5%	-1.1%	4.4%	3.5%
South	4.0%	5.2%	5.5%	5.4%
West	-1.7%	3.8%	3.4%	3.0%

873 Parts Dealers Down ▼ 1014 Parts Dealers Up ▲

Metric



774 Service Dealers Down ▼ 1063 Service Dealers Up ▲



716 Sales Dealers Down ▼ 976 Sales Dealers Up ▲

