

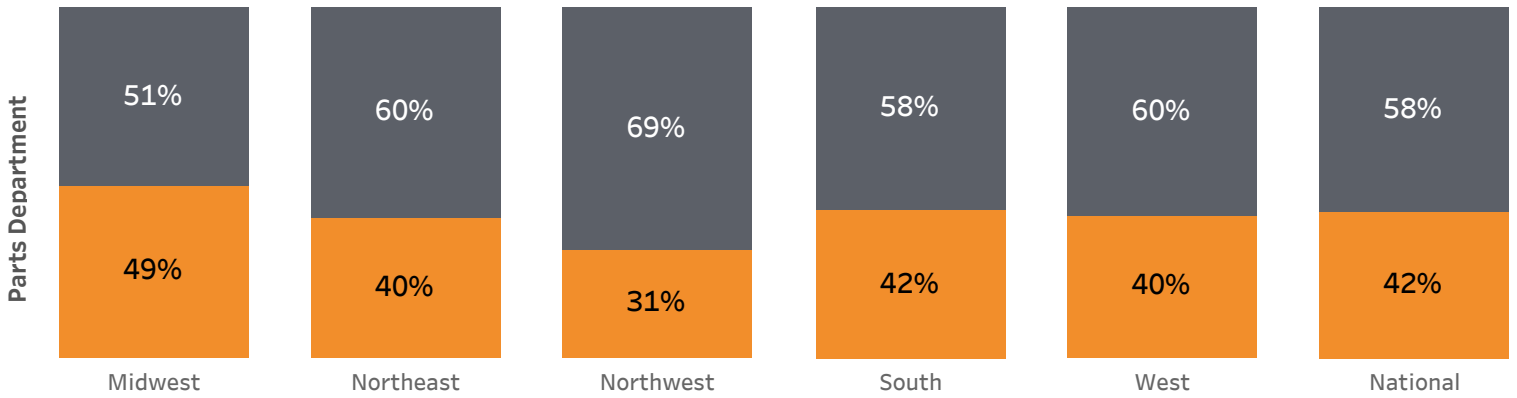
## 265 RV Dealers, Same Store Sales - April 2026 vs. April 2025

### National

Parts	Service	Sales	Combined
<b>-5.9%</b>	<b>1.3%</b>	<b>0.1%</b>	<b>0.1%</b>

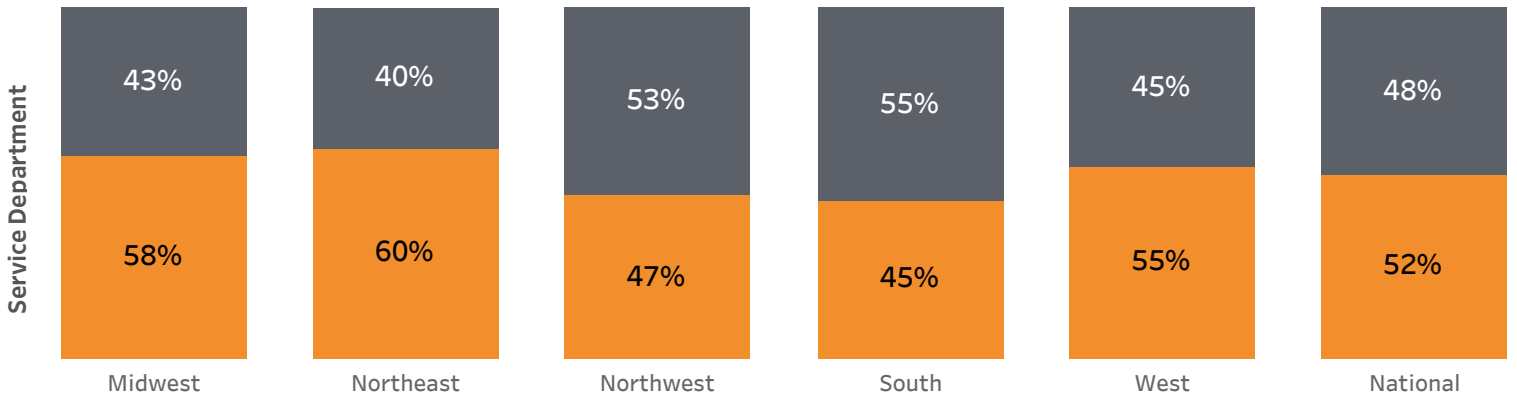
	Parts	Service	Sales	Combined
Midwest	-6.0%	4.9%	-3.8%	-2.9%
Northeast	-1.3%	3.9%	4.4%	4.3%
Northwest	-10.3%	1.8%	-1.8%	-1.5%
South	-4.0%	-4.3%	4.2%	3.1%
West	-6.8%	0.9%	-0.3%	-0.3%

154 Parts Dealers Down ▼



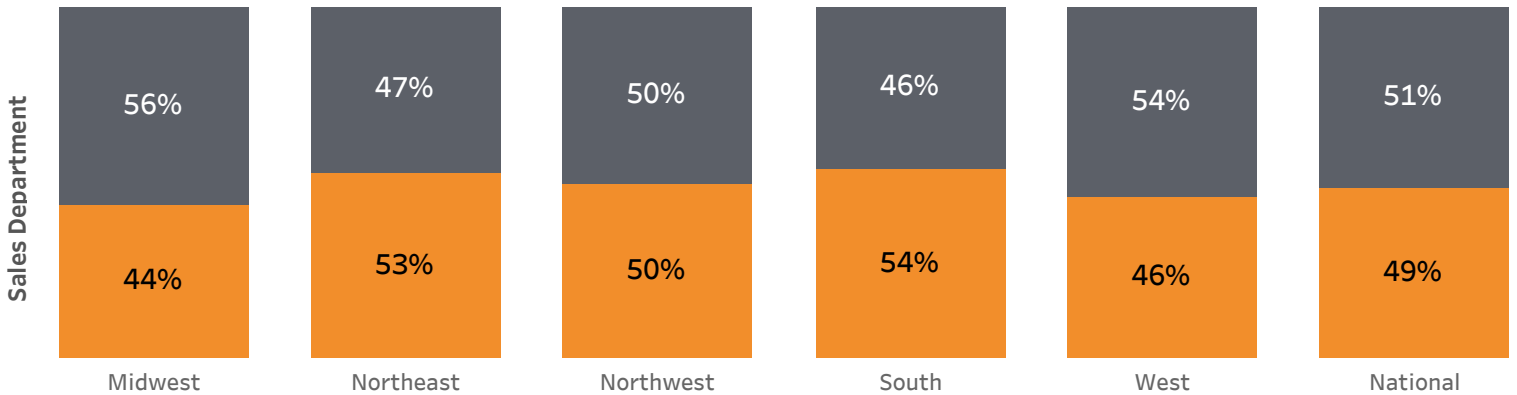
111 Parts Dealers Up ▲

132 Service Dealers Down ▼



144 Service Dealers Up ▲

131 Sales Dealers Down ▼



125 Sales Dealers Up ▲